






Bottom 5 states by 12-month change in non-current percentage

	Non-curr % 2000-current	Change in non-curr %	October 2023	● Peak	● Date of peak	● Low	● Date of low
Idaho		10.84%	2.14%	10.55%	Jan-10	1.76%	May-22
Louisiana		6.94%	7.46%	30.69%	Oct-05	5.70%	Mar-00
Hawaii		6.61%	2.81%	14.37%	Jul-03	1.38%	Mar-06
South Dakota		5.68%	2.87%	5.49%	Feb-10	1.71%	Mar-00
Delaware		3.69%	4.61%	12.75%	Feb-10	3.74%	Mar-00