






### Top 5 states by 12-month change in non-current percentage

	Non-curr % 2000-current	Change in non-curr %	October 2023	● Peak	● Date of peak	● Low	● Date of low
Alaska		-17.16%	2.62%	9.66%	May-20	2.22%	Oct-03
Rhode Island		-14.59%	3.63%	15.78%	Jan-10	2.61%	Jun-05
Vermont		-12.28%	3.09%	9.63%	Dec-12	2.24%	Apr-04
Iowa		-11.08%	3.74%	9.23%	Jan-10	2.73%	Mar-00
Maine		-10.14%	3.34%	13.32%	Dec-11	3.17%	Mar-23