






Bottom 5 states by non-current percentage

	Non-curr % 2000-current	October 2023	Year-over-year change	● Peak	● Date of peak	● Low	● Date of low
California		2.14%	-1.81%	16.09%	Feb-10	1.53%	Dec-04
Idaho		2.14%	10.84%	10.55%	Jan-10	1.76%	May-22
Montana		2.02%	-6.45%	7.59%	Feb-10	1.95%	Mar-23
Washington		2.01%	0.60%	9.68%	Jan-12	1.83%	Mar-23
Colorado		1.91%	-7.23%	8.64%	Feb-10	1.80%	Mar-23