






## BOTTOM 5 STATES BY 12-MONTH CHANGE IN NON-CURRENT PERCENTAGE

	Non-Curr % 2005-Current	Change in Non-Curr %	May-23	● Peak	● Date of Peak	● Low	● Date of Low
Idaho		14.44%	2.01%	10.55%	Jan-10	1.76%	May-22
Utah		6.09%	2.65%	11.06%	Feb-10	2.50%	May-22
Arizona		5.84%	2.54%	17.22%	Jan-10	2.06%	Mar-06
Michigan		5.62%	3.69%	15.77%	Jan-10	3.24%	Mar-00
Georgia		3.35%	4.36%	17.31%	Jan-10	4.11%	Mar-23