






TOP 5 STATES BY 12-MONTH CHANGE IN NON-CURRENT PERCENTAGE

	Non-Curr % 2005-Current	Change in Non-Curr %	May-23	● Peak	● Date of Peak	● Low	● Date of Low
Alaska		-24.21%	2.99%	9.66%	May-20	2.22%	Oct-03
Connecticut		-15.19%	3.73%	12.79%	Feb-10	2.80%	Mar-04
Vermont		-12.33%	3.15%	9.63%	Dec-12	2.24%	Apr-04
New York		-11.87%	4.22%	13.98%	Dec-12	3.73%	Mar-06
North Dakota		-10.76%	2.70%	5.97%	Sep-20	1.95%	Mar-00