






BOTTOM 5 STATES BY NON-CURRENT PERCENTAGE

	Non-Curr % 2005-Current	May-23	Y/Y Change	● Peak	● Date of Peak	● Low	● Date of Low
Oregon		2.09%	-3.09%	9.26%	Feb-10	2.04%	Mar-23
Montana		2.02%	-6.30%	7.59%	Feb-10	1.95%	Mar-23
Idaho		2.01%	14.44%	10.55%	Jan-10	1.76%	May-22
Colorado		1.96%	1.71%	8.64%	Feb-10	1.80%	Mar-23
Washington		1.92%	-2.56%	9.68%	Jan-12	1.83%	Mar-23