






TOP 5 STATES BY 12-MONTH CHANGE IN NON-CURRENT PERCENTAGE

	Non-Curr % 2005-Current	Change in Non-Curr %	Mar-23	● Peak	● Date of Peak	● Low	● Date of Low
Alaska		-28.18%	2.92%	9.66%	May-20	2.22%	Oct-03
Vermont		-24.48%	2.91%	9.63%	Dec-12	2.24%	Apr-04
Connecticut		-21.67%	3.58%	12.79%	Feb-10	2.80%	Mar-04
New Jersey		-18.90%	3.40%	16.76%	Dec-12	3.40%	Mar-23
New York		-18.77%	4.10%	13.98%	Dec-12	3.73%	Mar-06