






## BOTTOM 5 STATES BY 12-MONTH CHANGE IN NON-CURRENT PERCENTAGE

	Non-Curr % 2000-Current	Change in Non-Curr %	Jun-23	● Peak	● Date of Peak	● Low	● Date of Low
Idaho		15.17%	2.03%	10.55%	Jan-10	1.76%	May-22
Utah		6.10%	2.69%	11.06%	Feb-10	2.50%	May-22
Arizona		4.91%	2.53%	17.22%	Jan-10	2.06%	Mar-06
Delaware		2.99%	4.35%	12.75%	Feb-10	3.74%	Mar-00
Michigan		2.66%	3.75%	15.77%	Jan-10	3.24%	Mar-00