






## TOP 5 STATES BY 12-MONTH CHANGE IN NON-CURRENT PERCENTAGE

	Non-Curr % 2000-Current	Change in Non-Curr %	Jun-23	● Peak	● Date of Peak	● Low	● Date of Low
Alaska		-23.96%	3.04%	9.66%	May-20	2.22%	Oct-03
Vermont		-13.43%	3.08%	9.63%	Dec-12	2.24%	Apr-04
Connecticut		-13.31%	3.79%	12.79%	Feb-10	2.80%	Mar-04
North Dakota		-12.22%	2.79%	5.97%	Sep-20	1.95%	Mar-00
New Mexico		-11.65%	3.24%	11.41%	Jan-10	3.24%	Jun-23