






BOTTOM 5 STATES BY NON-CURRENT PERCENTAGE

	Non-Curr % 2000-Current	Jun-23	Y/Y Change	● Peak	● Date of Peak	● Low	● Date of Low
Montana		2.15%	-1.90%	7.59%	Feb-10	1.95%	Mar-23
Oregon		2.10%	-2.39%	9.26%	Feb-10	2.04%	Mar-23
Idaho		2.03%	15.17%	10.55%	Jan-10	1.76%	May-22
Colorado		1.94%	-0.75%	8.64%	Feb-10	1.80%	Mar-23
Washington		1.94%	-1.81%	9.68%	Jan-12	1.83%	Mar-23