






## BOTTOM 5 STATES BY NON-CURRENT PERCENTAGE

	Non-Curr % 2005-Current	Apr-23	YY Change	● Peak	● Date of Peak	● Low	● Date of Low
Oregon		2.22%	-0.91%	9.26%	Feb-10	2.04%	Mar-23
Montana		2.19%	3.94%	7.59%	Feb-10	1.95%	Mar-23
Idaho		2.16%	19.05%	10.55%	Jan-10	1.76%	May-22
Washington		2.04%	-0.04%	9.68%	Jan-12	1.83%	Mar-23
Colorado		2.02%	5.72%	8.64%	Feb-10	1.80%	Mar-23